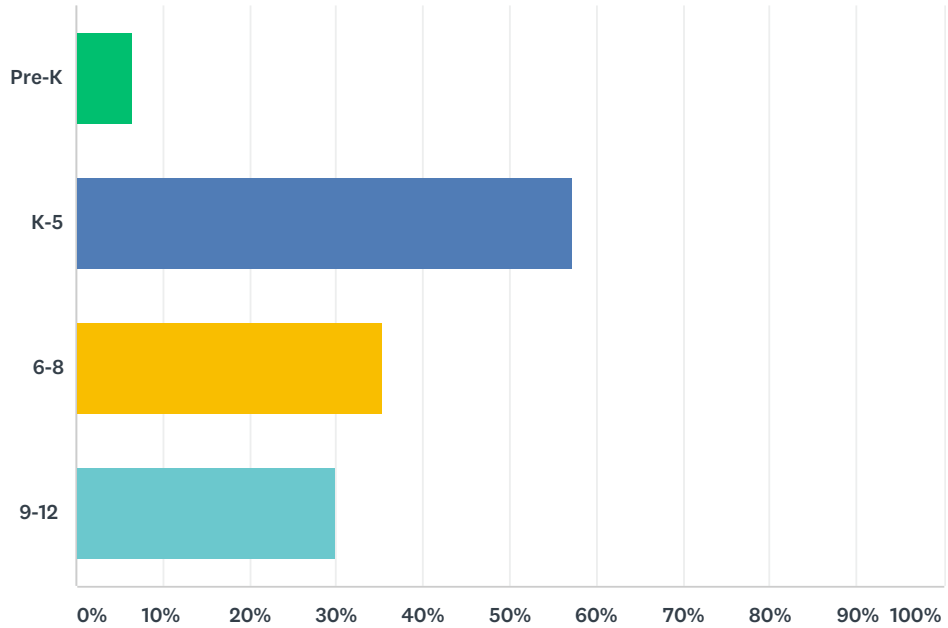


Parent Survey

Q1 My child/children are in the following grade(s) (check all that apply):

Answered: 979 Skipped: 6

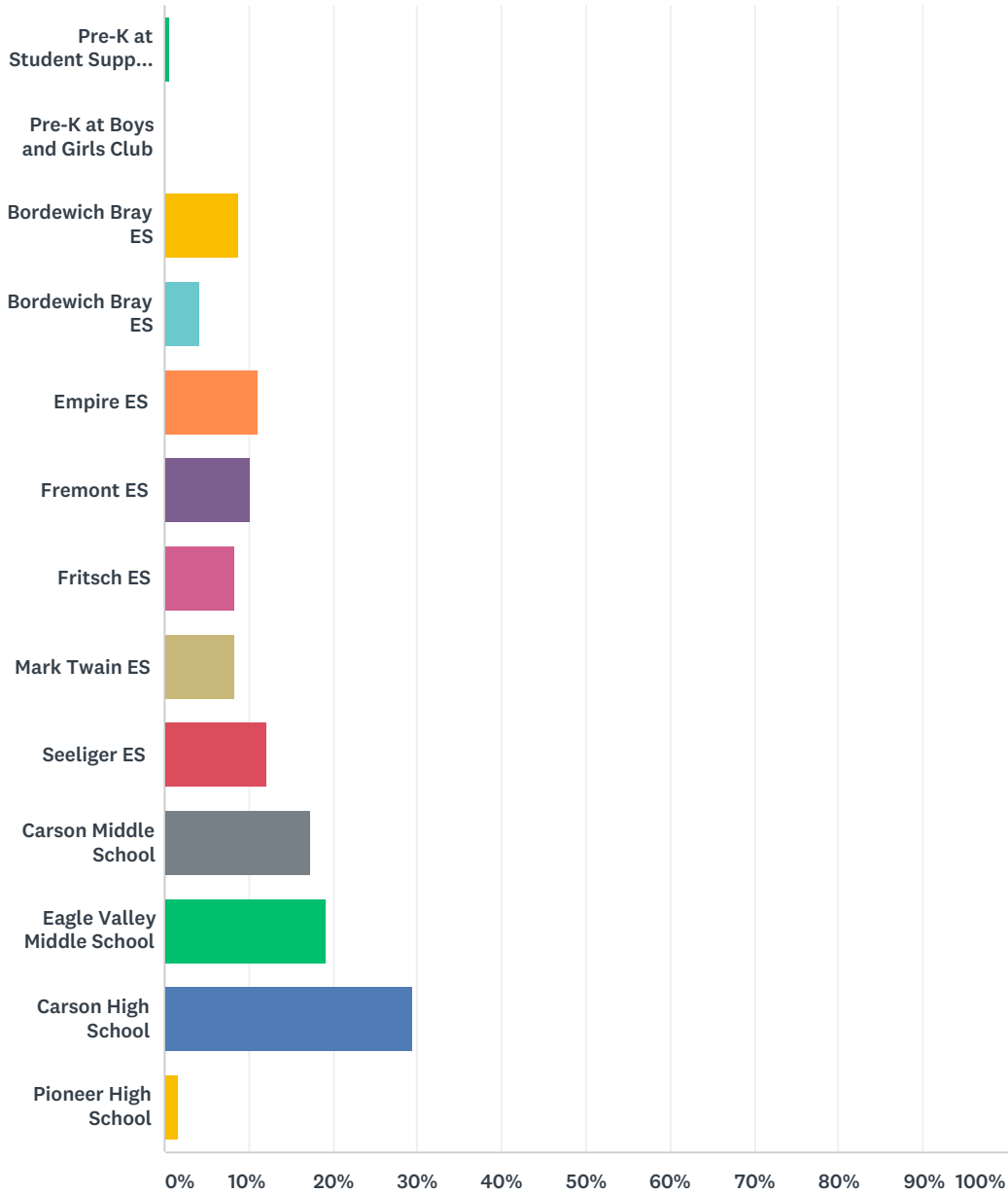


ANSWER CHOICES	RESPONSES	
Pre-K	6.44%	63
K-5	57.41%	562
6-8	35.44%	347
9-12	29.83%	292
Total Respondents: 979		

Parent Survey

Q2 My child/children are in the following school(s) (check all that apply):

Answered: 977 Skipped: 8



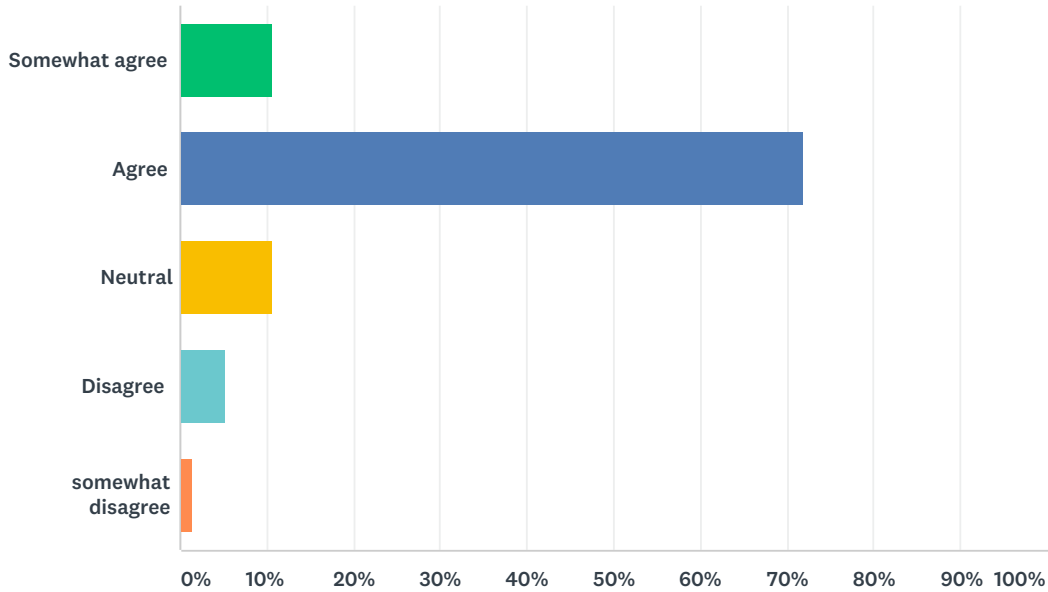
ANSWER CHOICES	RESPONSES
Pre-K at Student Support Services	0.72% 7
Pre-K at Boys and Girls Club	0.31% 3
Bordewich Bray ES	8.80% 86
Bordewich Bray ES	4.09% 40
Empire ES	11.05% 108
Fremont ES	10.34% 101

## Parent Survey

Fritsch ES	8.29%	81
Mark Twain ES	8.39%	82
Seeliger ES	12.08%	118
Carson Middle School	17.30%	169
Eagle Valley Middle School	19.24%	188
Carson High School	29.48%	288
Pioneer High School	1.64%	16
Total Respondents: 977		

Q3 To what extent do you agree with the following statement: School employees and the school office/entry environment , make you feel welcome at my child/children's school (s).

Answered: 977 Skipped: 8

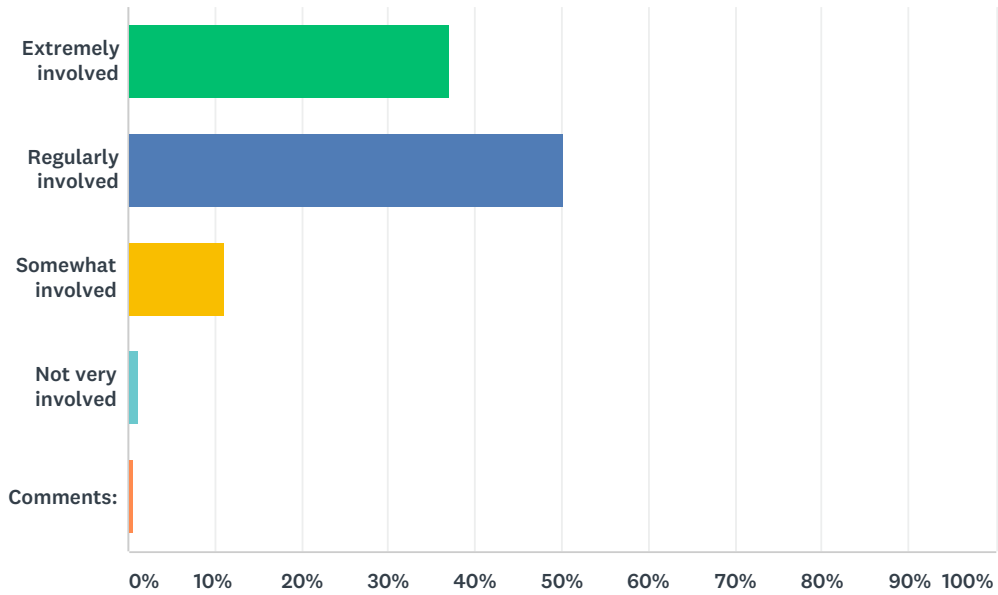


ANSWER CHOICES	RESPONSES	
Somewhat agree	10.64%	104
Agree	71.95%	703
Neutral	10.75%	105
Disagree	5.22%	51
somewhat disagree	1.43%	14
<b>TOTAL</b>		<b>977</b>

Parent Survey

### Q4 How would you rate your involvement with your child/children's education:

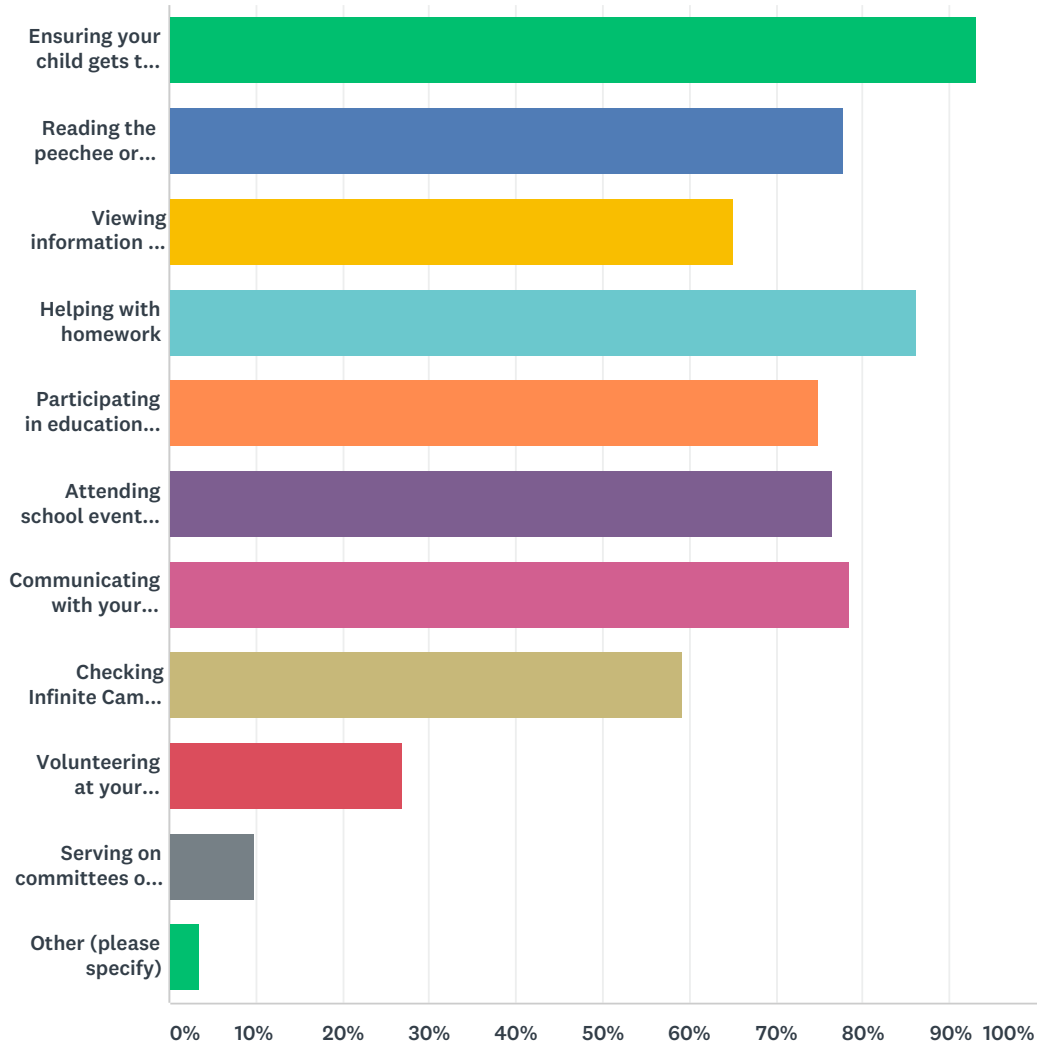
Answered: 979 Skipped: 6



ANSWER CHOICES	RESPONSES	
Extremely involved	36.98%	362
Regularly involved	50.15%	491
Somewhat involved	11.03%	108
Not very involved	1.23%	12
Comments:	0.61%	6
TOTAL		979

### Q5 Which of the following best describes your involvement with your child's education. Check all that apply.

Answered: 977 Skipped: 8



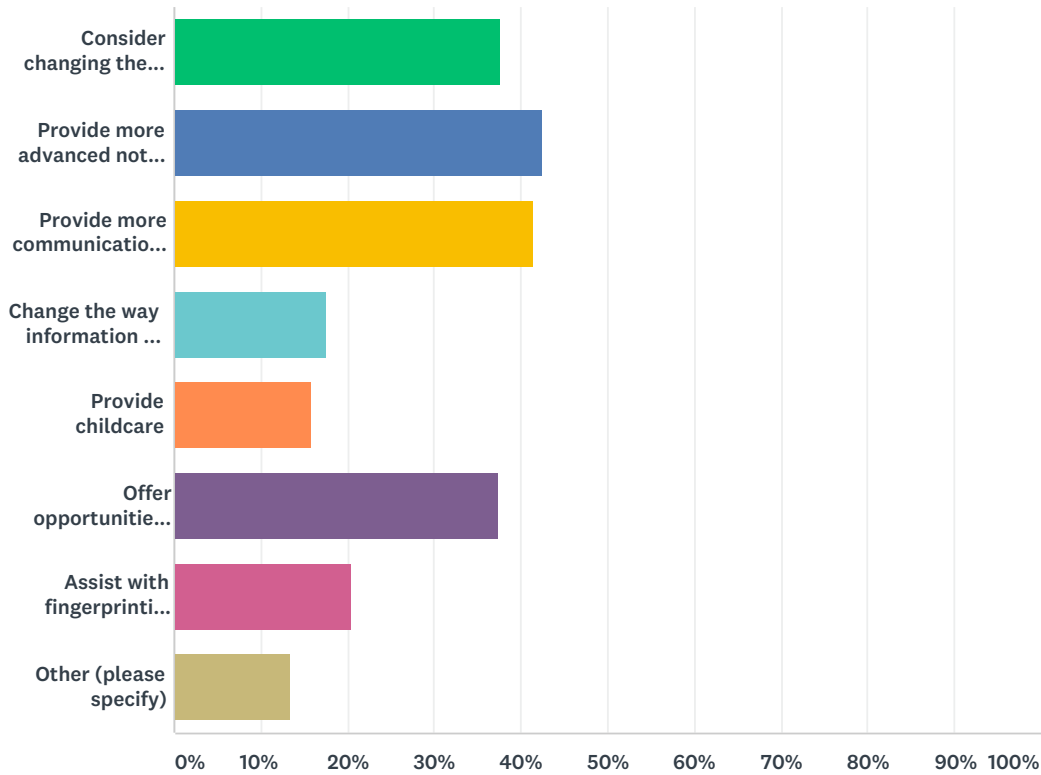
ANSWER CHOICES	RESPONSES	
Ensuring your child gets to school on time	93.04%	909
Reading the peechee or other information sent home	77.89%	761
Viewing information on the school/district websites	64.99%	635
Helping with homework	86.28%	843
Participating in educational activities with your child/children at home	74.82%	731
Attending school events /activities	76.56%	748
Communicating with your child/children's teacher about their successes or struggles	78.51%	767
Checking Infinite Campus for information on your child/children's grades and attendance	59.26%	579
Volunteering at your child/children's school(s)	27.02%	264

## Parent Survey

Serving on committees or organizations (PTA/PTO)	9.83%	96
Other (please specify)	3.58%	35
Total Respondents: 977		

## Q6 How might the District increase parent/family engagement in our schools? Check all that apply.

Answered: 932 Skipped: 53

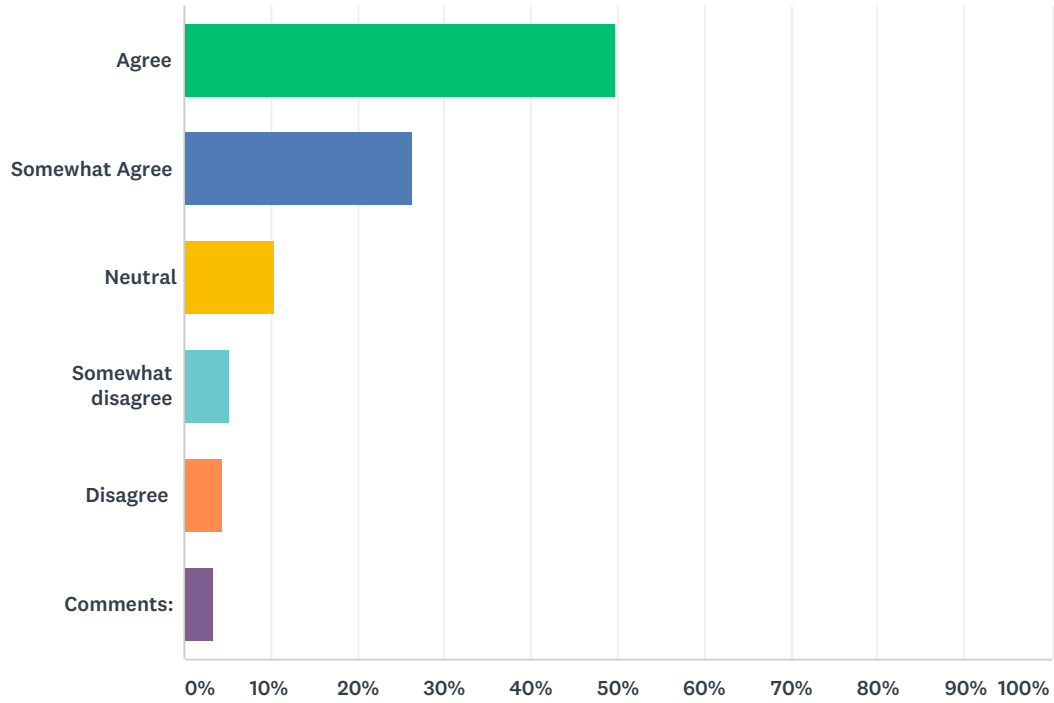


ANSWER CHOICES	RESPONSES	
Consider changing the times of some events	37.55%	350
Provide more advanced notice of events	42.38%	395
Provide more communication about events	41.42%	386
Change the way information is provided	17.60%	164
Provide childcare	15.99%	149
Offer opportunities to learn how to help with homework/classwork	37.45%	349
Assist with fingerprinting costs (needed to volunteer at schools)	20.49%	191
Other (please specify)	13.30%	124
Total Respondents: 932		



Q7 To what extent do you agree with the following statement: I believe that my child/children's school(s) provide sufficient and accessible information about their progress towards learning?

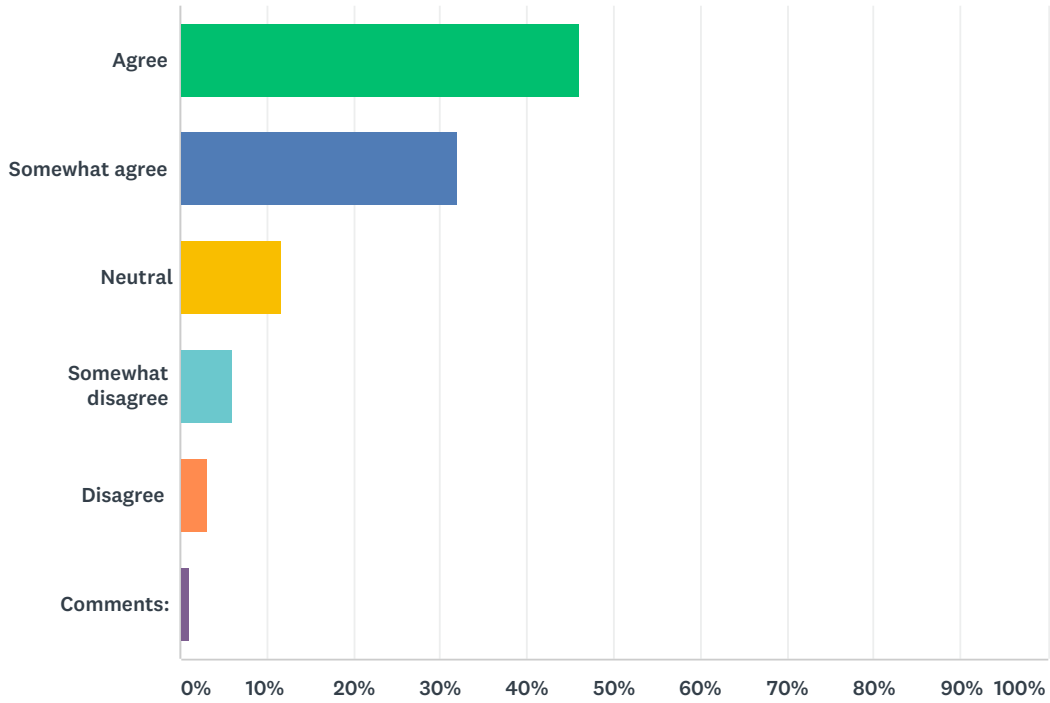
Answered: 975 Skipped: 10



ANSWER CHOICES	RESPONSES	
Agree	49.85%	486
Somewhat Agree	26.46%	258
Neutral	10.56%	103
Somewhat disagree	5.33%	52
Disagree	4.41%	43
Comments:	3.38%	33
<b>TOTAL</b>		<b>975</b>

**Q8 To what extent do you agree with the following statement: I believe that mychild/children's school(s) provide sufficient and accessible information about events/activities?**

Answered: 977 Skipped: 8

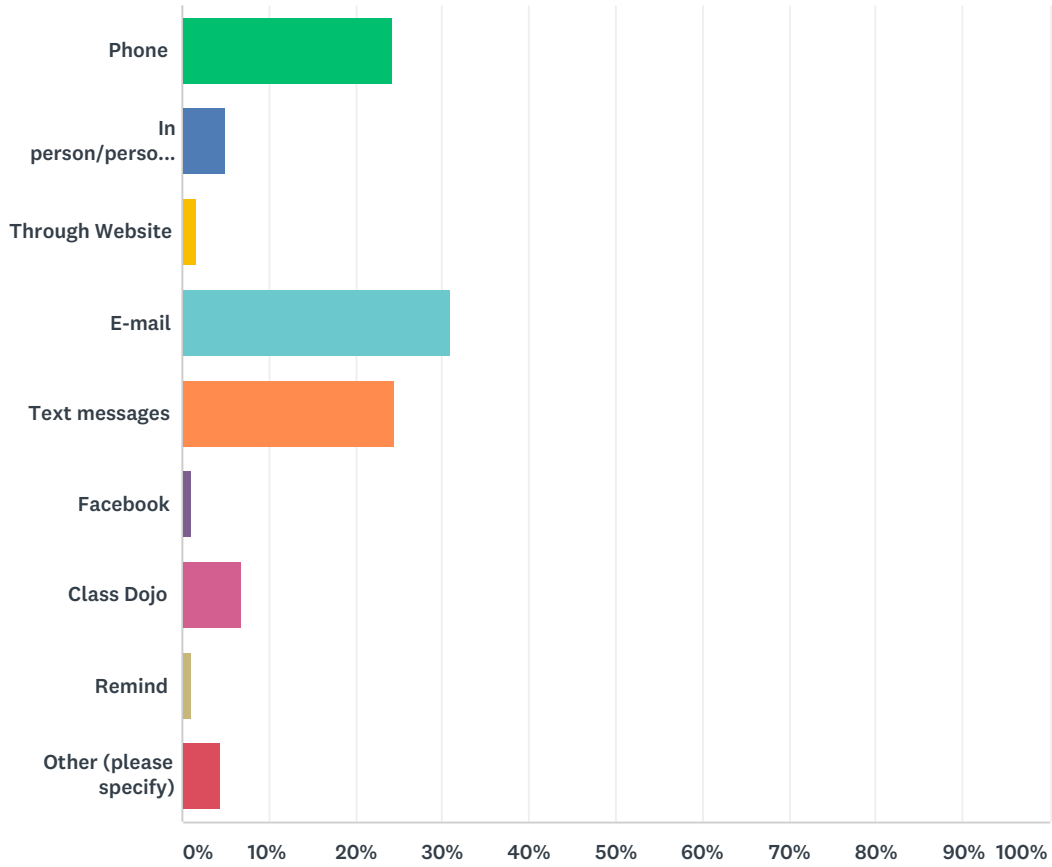


ANSWER CHOICES	RESPONSES	
Agree	45.96%	449
Somewhat agree	32.04%	313
Neutral	11.67%	114
Somewhat disagree	6.04%	59
Disagree	3.17%	31
Comments:	1.13%	11
<b>TOTAL</b>		<b>977</b>

Parent Survey

Q9 I would like my child/children's school(s) to communicate with me via:

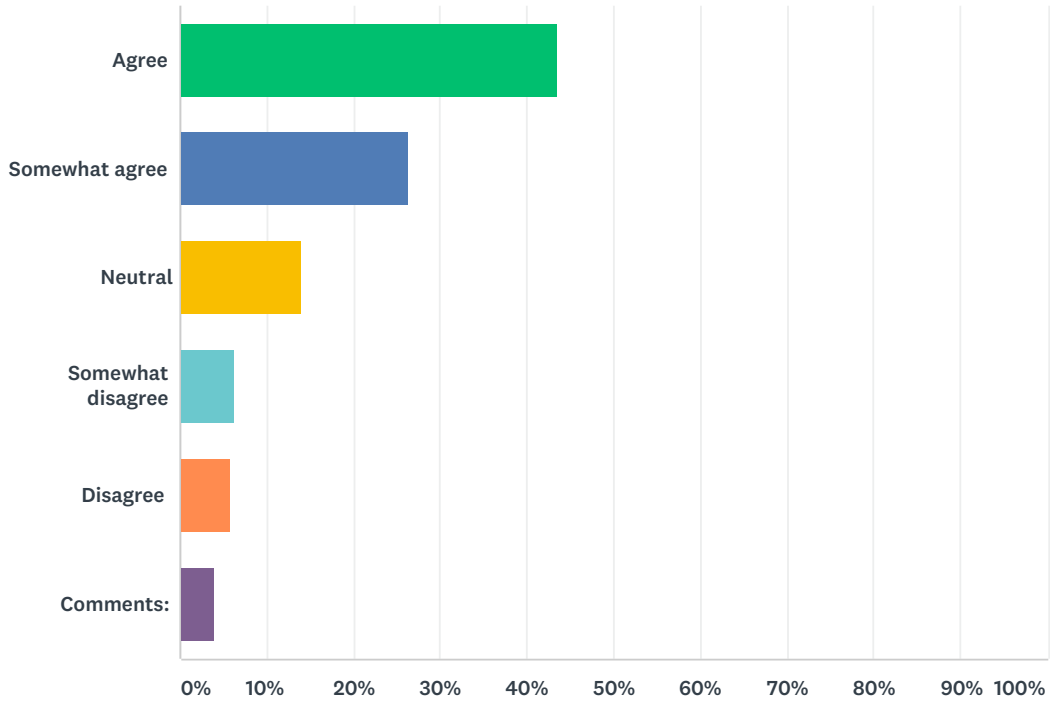
Answered: 976 Skipped: 9



ANSWER CHOICES	RESPONSES	
Phone	24.18%	236
In person/personal invitation	5.12%	50
Through Website	1.74%	17
E-mail	31.05%	303
Text messages	24.49%	239
Facebook	1.13%	11
Class Dojo	6.86%	67
Remind	1.13%	11
Other (please specify)	4.30%	42
<b>TOTAL</b>		<b>976</b>

Q10 To what extent do you agree with the following statement: My child/children receive a high quality education that will prepare them for college or a career.

Answered: 981 Skipped: 4



ANSWER CHOICES	RESPONSES	
Agree	43.43%	426
Somewhat agree	26.30%	258
Neutral	14.07%	138
Somewhat disagree	6.32%	62
Disagree	5.91%	58
Comments:	3.98%	39
<b>TOTAL</b>		<b>981</b>

## Q11 I would like someone to contact me (optional):

Answered: 95 Skipped: 890

ANSWER CHOICES	RESPONSES	
Name	91.58%	87
Company	0.00%	0
Address	0.00%	0
Address 2	0.00%	0
City/Town	0.00%	0
State/Province	0.00%	0
ZIP/Postal Code	0.00%	0
Country	0.00%	0
Email Address	78.95%	75
Phone Number	77.89%	74